Acatis Asia Pacific Plus Fonds Anteilklasse B

19/11/2026

Investment Strategy

The title selection process for the actively managed fund focuses on Asia (including Australia/New Zealand but ex-China), following the established principles of value investing, i.e. to buy a stock for much less than what it's worth, with a margin of safety. The intrinsic value is determined for every title following a thorough quantitative analysis and layered with qualitative analysis. This is reinforced with insights based on research / knowledge from local partners. The margin of safety is applied for every stock and by adequate diversification. The fund does not aim to manage for currency risks given the wide basket of possible currencies in the portfolio. The MSCI AC Asia Pacific NR (EUR) is used as a comparative index. The special asset does not intend to recreate the index, but rather aims for absolute value development that is independent of the index.

Note on Performance

In accordance with EU Directive 2004/39/EG (Markets in Financial Instruments Directive (MiFID)) and its transposition into national law, disclosures directed at retail customers for a period of less than 12 months are not permitted.

Portrait

ISIN / WKN	DE000A42NWH9 / A42NWH
Fund Domicile	Germany
Legal Form	UCITS/OGAW
Fund category (BVI)	Equity funds Far East, incl. Japan
Benchmark Index	see Benchmark History
Incep. Date Fund / Share Class	03/07/2000 / 30/09/2026
Currency Fund / Share Class	EUR / EUR

P & L and Tax Data

Fund Volume / Share Class	47,066,709.10 EUR / 4,677,199.39 EUR
Net Asset Value	929.86 EUR
Issue / Redemption Price	929.86 EUR / 929.86 EUR
End of Financial Year	31/12/2026
Utilization of Income	Accumulation

Taking into account the issue premium

The performance information for this fund and the published redemption prices show the gross value development. The costs for fund management, depositary, audit etc. have already been deducted. Other costs are added: The custodian bank may charge the investor annual depository fees. And: When the fund is purchased, the broker or bank may deduct an issue premium. For example, an issue premium of 5% reduces a gross investment amount of EUR 1,000 to a net investment amount of only EUR 952.38.

Conditions

Effective Issuing Price Surcharge	0.00%
Effective Redemption Fee	0.00%
Max. Management Fee p.a.	1.75%
Max. Advisory Fee p.a.	N/A
Max. Custodian's Fee p.a.	0.15%
Ongoing Charges / TER*	1.20%

*since: 30/09/2026

Portfolio structure by asset classes

Equities	93.33%
Cash	2.74%
Bonds	2.25%
Certificates	1.49%
Dividend Claims	0.34%
Other Claims / Liabilities	-0.14%
	100.00%

Currency structure incl. derivatives

AUD	22.66%
SGD	22.59%
JPY	21.97%
INR	13.73%
USD	11.48%
EUR	3.99%
IDR	2.69%
THB	0.68%
HKD	0.21%
	100.00%

Top 10 Positions

DBS Group Holdings Ltd. Registered Shares SD 1	7.13%
Nick Scali Ltd. Registered Shares o.N.	6.78%
Redington Ltd. Reg. Shs (demater.) IR 2	6.15%
Samsung Electronics Co. Ltd. R.Shs(Sp.GDRs144A/95)25/SW 100	5.56%
United Overseas Bank Ltd. Registered Shares SD 1	5.42%
Great Eastern Shipping Co. Ltd Reg.Shares(demater.)New IR 10	4.63%
Taiwan Semiconduct.Manufact.Co Reg.Shs (Spons.ADRs)/5 TA 10	4.45%
Oversea-Chinese Bnkg Corp.Ltd. Registered Shares SD -,50	4.27%
Fukuda Denshi Co. Ltd. Registered Shares o.N.	3.72%
Lycopodium Ltd. Registered Shares o.N.	3.05%
	51.16%

Equities by Country

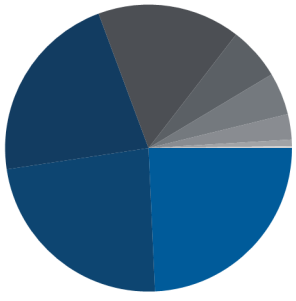

- 22.66% - Australia
- 21.79% - Japan
- 20.25% - Singapore
- 15.05% - India
- 5.56% - Republic of Korea
- 4.45% - Taiwan
- 2.67% - Indonesia
- 0.68% - Thailand
- 0.21% - Bermuda

Equities by Country Economic Risks

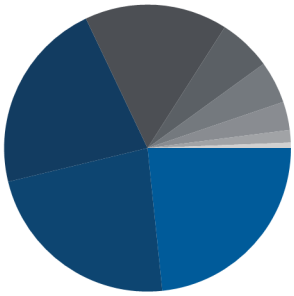

- 21.79% - Japan
- 21.35% - Australia
- 20.25% - Singapore
- 15.05% - India
- 5.56% - Republic of Korea
- 4.45% - Taiwan
- 2.98% - Hong Kong
- 1.31% - China
- 0.58% - Thailand

Equities by Industry Sectors

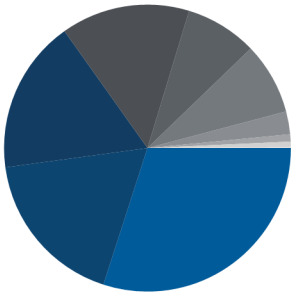

- 27.97% - Financials
- 16.68% - Consumer Discretionary
- 16.16% - Information Technology
- 13.55% - Industrials
- 7.56% - Energy
- 7.55% - Health Care
- 2.40% - Real Estate
- 0.76% - Materials
- 0.58% - Consumer Staples
- 0.10% - Other

Acatis Asia Pacific Plus Fonds Anteilklasse B

19/11/2026

Top 10 Equities

DBS Group Holdings Ltd. Registered Shares SD 1	7.13%
Nick Scali Ltd. Registered Shares o.N.	6.78%
Redington Ltd. Reg. Shs (demater.) IR 2	6.15%
Samsung Electronics Co. Ltd. R.Shs(Sp.GDRs144A/95)25/SW 100	5.56%
United Overseas Bank Ltd. Registered Shares SD 1	5.42%
Great Eastern Shipping Co. Ltd Reg.Shares(demater.)New IR 10	4.63%
Taiwan Semiconduct.Manufact.Co Reg.Shs (Spons.ADRs)/5 TA 10	4.45%
Oversea-Chinese Bnkg Corp.Ltd. Registered Shares SD -,50	4.27%
Fukuda Denshi Co. Ltd. Registered Shares o.N.	3.72%
Lycopodium Ltd. Registered Shares o.N.	3.05%
	51.16%

Fixed Income by Country

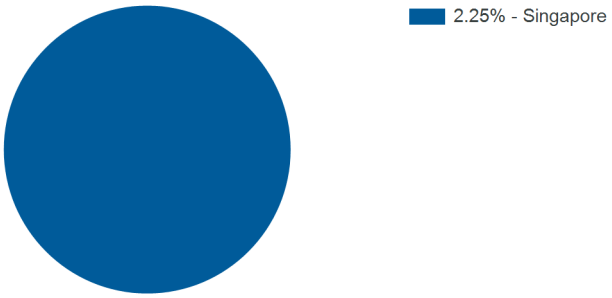

Fixed Income by Country Specific Risks

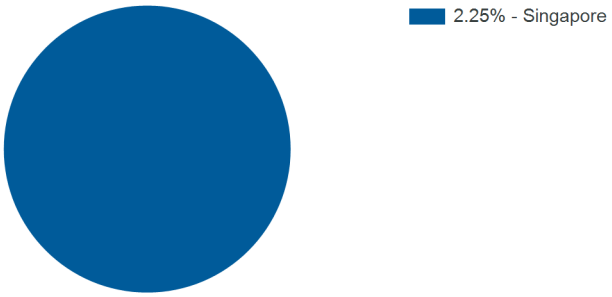

Credit Rating Profile

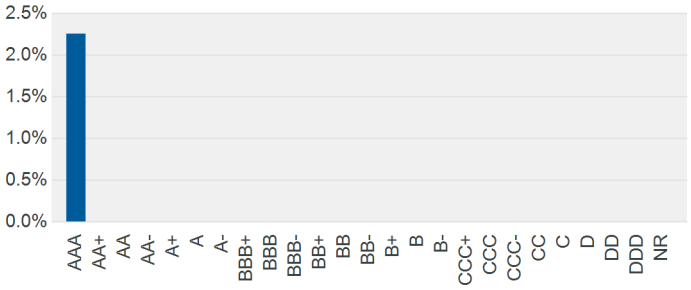

Fixed Income Sectors

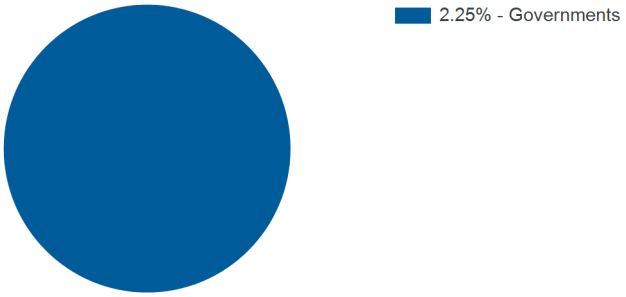

Ratios based on Fund Assets

Coupon	0.08%
Yield	0.05%
Duration Weighted Yield	0.05%
Earnings Yield	0.04%
Maturity Date (due date)	0.01
Macaulay Duration (due date)	0.01
Modified Duration	0.01%
Effective Duration	0.01%
Fixed Income Rating	AAA

Fixed Income - Top 10

Singapur, Republik SD-Bonds 2007(27)	2.25%
	2.25%

Investment Management Company

ACATIS Investment Kapitalverwaltungsgesellschaft mbH
Taunusanlage 18
60325 Frankfurt am Main
Deutschland
Phone: +49 69 97 58 37 77
Telefax: +49 69 97 58 37 99
http://www.acatis.de

Custodian / Depository

ABN AMRO Bank N.V. Frankfurt Branch
Kaiserstraße 24
60311 Frankfurt am Main
Deutschland
Phone: +49 69 2161-0
Telefax: +49 69 2161-1340
https://www.abnamro.de

Acatis Asia Pacific Plus Fonds Anteilklasse B

19/11/2026

Disclaimer

The ratings are based on the last day of the previous month.

The on-going costs are based on the previous financial year, or, in the case of new funds, an estimation.

The performance-related fee is based on the previous financial year.

The key Fund indicators are established based on daily data. For funds with historic data of less than one year, no key indicators are provided. A risk-free interest rate of the Citigroup Euro 3 M TR (EUR) p.a. is used to establish the key indicators.

Past performance is not a reliable indicator of future performance.

The performance calculation is based on the BVI method (not including issuing surcharges). As an example, for an investment amount of EUR 1,000.00 over an investment period of five years with a 5 percent issuing surcharge, an issuing surcharge of EUR 50.00 and additional individual securities account fees would be deducted from the investment result in the first year. In subsequent years, additional securities account fees would also be deducted from the investment result when applicable.

The performance is based on the BVI method. The BVI method is a time-weighted return method calculating the performance based on NAVs under the assumption of distributions reinvested.

The BVI fund category is based on the precise categorisation methods employed by the German Investment Funds Association (BVI).

The top 10 individual positions do not take derivatives into account.

The cash positions contain bank accounts, fixed-term deposits, time deposits, dividend claims as well as other claims and liabilities.

All calculations for the asset class "fixed income" are based on the entire fund's assets.

All calculations for the asset class "Investment units" are based on the entire fund's assets.

All calculations for the asset class "equities" are based on the entire fund's assets.

Earnings equalisation was taken into account when determining the EU interim profit.

Information on stock profits for investors according to §3 No. 40 of the German Income Tax Act (GITA)

Information on stock profits for investors according to German Corporate Tax Act (GCTA).

This information is for marketing and information purposes only and does not constitute an offer to buy or sell Fund units. The sales documents (key investor information, sales prospectus, annual and semi-annual reports) constitute the sole basis for the purchase of units. Sales documents for all ACATIS Investment Kapitalverwaltungsgesellschaft mbH investment funds can be obtained free of charge from your advisor/broker, the relevant custodian/depositary, or from ACATIS Investment Kapitalverwaltungsgesellschaft mbH at www.acatis.de.
A summary of your investor rights in German can be found at www.acatis.de. In addition, we would like to point out that ACATIS Investment KVG mbH may, in the case of funds for which it has made arrangements as management company for the distribution of fund units in EU member states, decide to cancel these in accordance with Article 93a of Directive 2009/65/EC and Article 32a of Directive 2011/61/EU, in particular by making an all-in offer to repurchase or redeem all corresponding units held by investors in the relevant member state.

All data provided is subject to inspection by the auditors at each reporting date. To our knowledge, the information provided is based on current legal and tax provisions. ACATIS Investment Kapitalverwaltungsgesellschaft mbH provides no guarantee for the information provided herein. We reserve the right to amend this information.

Risk notice: The Fund is subject to increased volatility as a result of its composition/the techniques used by Fund management; therefore, unit prices may increase or decrease significantly within short periods of time.

Ratios:
Yield: Yield is defined as the annualized effective yield on a bond up to its called maturity. For bonds with embedded options such as calls or puts, the yield to worst is used and thus the scenario selected with the lowest expected return. For ABS and MBS, with the historical prepayments taken into account, the expected maturity date is defined and used for calculation purposes.

Yield (Duration Weighted): The duration-weighted portfolio yield is calculated by additionally weighting the yield of every position with its own duration. Thus, bonds obtained with a longer duration are contributing to the portfolio yield with a greater weight than bonds close to maturity which are contributing to the yield only for their short remaining life.

Macaulay Duration: Macaulay duration describes the average period of capital commitment taking into account all payments of a bond up to its called maturity. Macaulay duration can also be interpreted as the weighted average present value of every point in time to which the investor will receive payments from a security.

Modified Duration: Modified duration is the sensitivity measure of a bond’s price to a marginal change in interest rates. It shows the percentage change in price for a change in yield of 1 percent. The greater the change in the bond yield actually is the less accurate, however, is the predicted change in the bond price. To calculate the change in price more precisely, the convexity of the price function has to be considered as well.

Effective Duration: Effective duration also considers the influence of security-specific features on interestrate sensitivity of the bond price. Thus call- or put options embedded in bonds, depending on the structure of the yield curve, often have a shortenin Performance Ratios and Risk-Adjusted Performance Ratios are calculated on a three-year basis. For funds with a history of one to three years the calculations are based on their inception dates.

Volatility: Volatility can be described as a kind of "fluctuation risk" of a fund, for instance. The mathematical basis is the standard deviation of the performance figures within the given period; annualized, this figure is called volatility. 5% volatility at an average performance of 7% p. a. means that, with 68.27% probability, the next annual performance is expected between 2% (= 7% - 5%) and 12% (= 7% + 5%).

Sharpe-Ratio: The sharpe ratio is the difference between performance p. a. and risk-free interest rate (Citigroup Euro 3 M TR (EUR)) p. a., divided by the volatility: So it can beconsidered a "risk premium per unit of the total risk taken". Basically, the higher it is, the better is it (high performance at low risk). Due to its conception as a relative ratio, you can compare the sharp ratio of different portfolios both among themselves and with the one of the benchmark.

Tracking Error: The tracking error is a measure of the "active risk" of a fund. It is calculated as the annualized standard deviation of the performance differences between the fund and its benchmark. Therefore, it can be described as a measure of the deviation risk in between.

Information Ratio: Mathematically, the information ratio is the outperformance (fund vs. benchmark) divided by the tracking error (active risk). In principle, the higher this figure is, the better it is. An information ratio of 0.25 e. g. means that the portfolio manager transformed one quarter of the active risk into outperformance.

Beta: The beta factor of an investment is a measure of the common development of its performance compared to the benchmark. It provides information about the linear relationship (see correllation) between these two series. The beta itself does not state if this relationship exists at all, as it depends on a high correlation (close to 1). In a rising market, a beta > 1 is advantageous, in a falling market, a beta < 1 is.

Correlation: Correlation, measuring how linear the performance figures of fund and benchmark relate to each other, can be between -1 and +1. High (negative) correlation means that it is relatively far a way from "0": In this case, a more or less significant linear relationship exists, while "0" would mean that there is no linear relationship at all.

Treynor-Ratio: The Treynor-Ratio is a measure of the returns earned in excess of that which could have been earned on an investment that has no diversifiable risk (e.g. a completely diversified portfolio).

Jensen's Alpha: Jensen's Alpha is used to determine the excess return of a portfolio of securities over the theoretical expected return calculated on the CAPM (Capital Asset Pricing Model).
Maximum Drawdown: The maximum drawdown represents the maximum cumulative loss that an investor could have suffered over a given period of time.

Calmar Ratio: The Calmar ratio is related to the Sharpe ratio, but instead of standard deviation it uses the maximum drawdown over the selected period to quantify investor risk.

Value at Risk (VaR): VaR (ex post) is a measure that indicates the maximum fund losses with a given probability for a given period of time. The calculations are based on the standard deviation of portfolio returns.