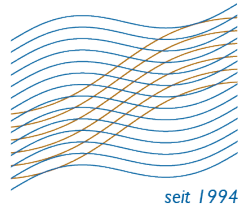


ACATIS FAIR VALUE DEUTSCHLAND ELM

AS OF: FEBRUARY 28, 2025



Equity fund Germany, aggressive, sustainable, Art. 9 (SFDR)

MARKET COMMENTARY

In February, the fund remained virtually unchanged at -0.2%. The monthly winners were Bertrandt (+33.3%), Jungheinrich (+18.4%) and Gerresheimer (+17.8%). The monthly loser was Aixtron (-14.4%). Aixtron, a leading supplier of machinery for the chip industry, issued a weaker outlook due to declining momentum in the electromobility sector. The share is cheaper than ever before. We are holding on to the company as the medium-term growth opportunities continue to predominate. Bertrandt, a leading development partner for the automotive industry, was able to show initial successes in its earnings optimisation programme with the quarterly figures. This trend should continue in the coming quarters. Jungheinrich, the intralogistics specialist, is benefiting from its strong market position and favourable valuation, as already highlighted in the company presentation in the January monthly report. Gerresheimer is benefiting from takeover talks with potential buyers.

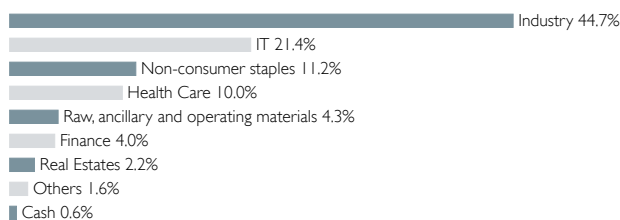
INVESTMENT OBJECTIVE AND - PHILOSOPHY

The fund is suitable for all investors, who want to invest their capital based on proven strategies within value balanced structures in German equity markets. The fund management pursues an anti cyclical stock selection. Stock picking is free from any Benchmark. The portfolio is almost fully invested. Role model is the value strategy from Warren Buffett, the most successful investor of all-time.

PRODUCT FACTS

KVG	ACATIS Investment
Manager	ACATIS Investment
Sustainability advisor	ACATIS Fair-Value, CH
Investment advisor	Ehrke & Lübberstedt
Domicile	Luxembourg
Custodian	HAL Privatbank, Niederlassung LUX
UCITSV	yes
Total net assets	41.1 Mill. EUR
Net asset value	307.81 EUR (Cl.A)
Fiscal year end	Aug. 31
Investment horizon	long-term
Risk-return profile	5 of 7 (acc. to PRIIP)
Recommended holding period	at least 5 years

ASSET ALLOCATION - SECTORS



	Share cl.A	Share cl.X
ISIN	LU0158903558	LU11774132671
Front end fee	5.5%	0%
Distribution	Dividends reinvested	Dividends reinvested
Date of inception	Jan. 3, 2003	Mar. 21, 2018
Savings plan	from 100 EUR	no
Total annual costs (as of Aug. 31, 2024)	2.43%	2.22%
included therein: Management fee	1.84%	1.40%
Representative in Switzerland	I741 Fund Solutions AG	
Paying agent in Switzerland	Telco AG, Schwyz	

ACATIS sustainable best fund boutique of DE 2022/ 2021

FundAward 2022/ 2019

Fondsmanager 2017 (B) Scope rating

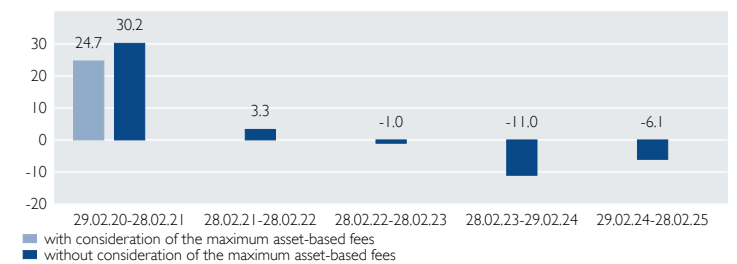
This document is suitable for passing on to private clients as part of an advisory service if it is handed out together with the risk/reward sheet for the fund in question. The investment opportunity discussed in this document may not be suitable for certain investors depending on their specific investment objectives and financial situation. Private individuals and non-institutional investors should consult their investment advisor for further information on ACATIS products. Opinions expressed are valid at the time of publication and are subject to change, as are fund composition and allocations. Despite carefully selected sources, the correctness, completeness or accuracy of the information cannot be guaranteed. The information may not be reproduced or redistributed. The marketing authorisations of ACATIS funds in individual countries and associated services may vary. ACATIS makes the sales prospectuses, basic information sheets (BIB), annual and semi-annual reports of its funds available free of charge in German (www.acatis.de) and via www.acatis.ch. ACATIS Investment KVG mbH is headquartered in Germany and is supervised by BaFin, Marie-Curie-Straße 24-28, 60439 Frankfurt. Deadline for this issue: March 6, 2025, 12:00 CET

ACATIS Investment KVG mbH, mainBuilding, Tausanusanlage 18, D-60325 Frankfurt am Main, Tel: +49/69/97 58 37-77, Fax: +49/69/97 58 37-99, E-Mail: anfragen@acatis.de, Info: www.acatis.de

PERFORMANCE ACATIS FAIR VALUE DEUTSCHLAND ELM



ROLLING PERFORMANCE 5 YEARS IN PERCENT



Please note: The performance figures for this fund show the net performance according to the BVI method. A front-end load may be retained by the bank or the broker when the fund is purchased. This has nothing to do with ACATIS.

PERFORMANCE AS OF END OF MONTH IN PERCENT

	Jan	Feb	Mar	Apr	May	Jun	Jul	Aug	Sep	Oct	Nov	Dec	Year	Index
2025	3.6	-0.2											3.3	
2024	-4.1	-0.6	3.3	1.9	3.3	-6.6	0.9	-5.4	-0.4	-8.8	0.2	3.0	-13.3	
2023	7.8	1.8	-2.0	-1.0	-3.2	-0.8	1.9	-4.0	-6.3	-10.0	14.2	6.3	2.4	
2022	-9.0	-6.6	-1.7	-1.6	2.3	-13.7	10.3	-8.9	-8.3	8.1	11.7	-5.2	-23.4	
2021	4.2	1.2	1.5	4.2	1.4	3.1	3.1	4.7	-3.4	6.0	-4.2	3.4	27.7	
2020	-0.8	-6.1	-25.2	17.7	7.1	2.1	-1.7	8.5	-2.7	-7.2	23.5	7.8	14.9	

Performance since inception	ann. Perf since inception	Performance 10-years	Performance 5-years	Performance 3-years	Performance 1-year	Volatility 5-years	Volatility 3-years	Volatility 1-year
515.6%	8.5%	20.6%	10.7%	-17.3%	-5.3%	26.3%	21.7%	14.6%

Volatility on monthly basis Source: Bloomberg, ACATIS Research

YIELD TRIANGLE

	2013	2014	2015	2016	2017	2018	2019	2020	2021	2022	2023	2024	2025
5.0	3.2	2.7	0.8	1.1	-1.0	3.5	0.6	-2.1	-8.4	-2.8	2025 Sale at the end of the year resp. YTD		
5.2	3.2	2.6	0.6	0.9	-1.6	3.5	0.0	-3.4	-12.0				
7.0	5.0	4.5	2.4	3.1	0.6	7.2	3.7	0.2					
7.5	5.2	4.8	2.4	3.2	0.2	8.5	4.1						
11.6	9.5	9.6	7.5	9.5	7.1	21.8							
9.7	7.1	6.8	3.8	5.3	0.9								
9.0	5.8	5.2	1.2	2.3									
6.8	2.7	1.3	-5.1										
15.3	11.9	13.0											
14.2	9.5												
20.2													

Purchase at the beginning of the year each figure shows the average annual performance

CO2 CERTIFICATES FOR CLIMATE NEUTRALIZATION

CO2 Neutralisation Note 1.6%

Past performance is not a guarantee for future returns. (All general data refer to share class A)